

GROW more with us.



**You're the
expert in
growing.**

**We're the
experts in
growing more.**

As cannabis legalization expands, indoor cultivators are striving to produce consistent, high-quality products while also controlling costs and boosting yields. Optimizing space in new or existing cultivation facilities is a smart way to gain more canopy in less space.

Whether you're planning a new building or retrofitting your existing facility, Spacesaver is your one-stop shop for expert space-planning assistance and the best products in indoor horticulture. Our consultants work with you and your team to improve efficiency and increase profits at every step along the way.



GROW your yields and **GROW** your profits.

The GROW Mobile System eliminates wasted aisle space and allows for multiple levels of growing area. By maximizing space, reducing energy use, and improving efficiency, it helps create better places to work and grow.

ELIMINATE WASTED AISLE SPACE

Shelving slides on rails to maximize grow area. Aisles open when and where you need them.

SAVE ON CLIMATE CONTROL COSTS

Growing more plants in the same space means reduced energy costs per plant.

GO VERTICAL


Gain even more grow area with multiple tiers.

IMPROVE AIRFLOW / LIGHT EXPOSURE

Welded uprights with horizontal bracing provide large openings for lighting and ventilation systems.

CREATE MORE COMFORTABLE WORKING CONDITIONS

Create wider aisles and use racking that's comfortable to reach across.



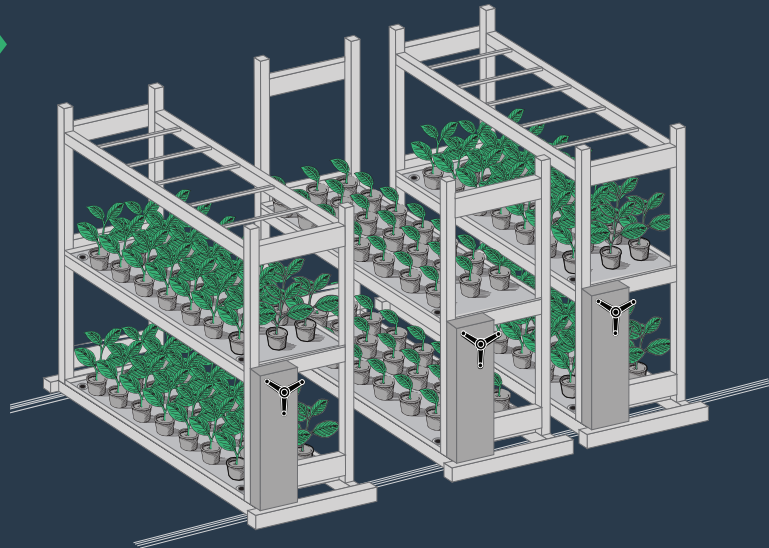
CHALLENGE Standard Tables Waste Space

Standard tables waste space both vertically and horizontally. Every aisle is a missed opportunity to grow more, and you're paying to heat and cool empty air above the tables.

SOLUTION

The GROW Mobile System Maximizes Yield

The GROW system moves to take full advantage of available floor space. It can also reach up to 60 feet long and 30 feet tall, allowing for two, three, or even four tiers of growing space.





GROW more with us

We offer the quality, service, and expertise you need to improve efficiency and profitability.

Quality & Durability

- Tens of thousands of Spacesaver systems have been in continual use for decades
- Durable materials including heavy-duty steel and anti-corrosion coatings
- Made in the USA

Safety

- Ergonomic handles with no pinch points
- Anti-tip option available
- Uprights accommodate accessories while maintaining structural integrity
- Safety lock prevents unexpected movement

Experience & Local Expertise

- Expert local space planning services
- System installation
- Staff training on system use
- Long-term service and maintenance
- With 50 years in business
- 300,000 installations throughout North America and around the world

Customized for You

- Designed specifically for your space and your needs
- Phased installation available

Complete Solutions

- We bring our own expertise or we can work with your consulting team
- Integrate your existing racking, lighting, irrigation, and other systems or we can advise on new systems

Set up for success

Spacesaver offers a full suite of complementary services and products for new builds or renovations.

- Expert space planning services
- Consulting on lighting, irrigation, & other systems
- Installation and long-term maintenance
- Staff training on system operation



GROW systems show a rapid ROI and can be installed in existing facilities or new construction.

CASE STUDY

Growing more medical cannabis

This medical cannabis cultivation facility installed the GROW Mobile System to gain higher yields in its grow rooms.

GOAL:

Optimize space to gain higher yields

A controlled environment is key to growing a consistent product. The owners of this indoor cultivation facility were paying to control temperature, air flow, and humidity in their grow rooms, but they were wasting space and missing out on profits.

ACTION:

Install GROW systems

To take full advantage of the facility's square footage and its vertical space, the local Spacesaver consultant designed and installed two-tier racks and 42-foot-long carriages. The sturdy GROW racking accommodated the facility's existing lighting, ventilation, and irrigation systems.

RESULT:

Increased yields with immediate ROI

The system worked so well that the owners decided to install systems in all the facility's flowering rooms. In each case the local Spacesaver service crew worked with staff to minimize disruption and downtime, timing the consecutive GROW system installations to coincide with the end of each room's harvest.

"We went from 10 tables to 18, and now we have way more aisle space. That keeps the employees safe and happy."

GENERAL MANAGER, Medical Cannabis Cultivation Facility

GROWING together. From the ground up.

Rail Options

Rail systems guide GROW carriages to optimize space and provide access to aisles. Rails can be installed into new or existing flooring or they can be placed on top of existing floors. Regardless of which rail option you choose, smooth carriage movement is assured due to staggered joints that provide smooth transitions throughout the room.



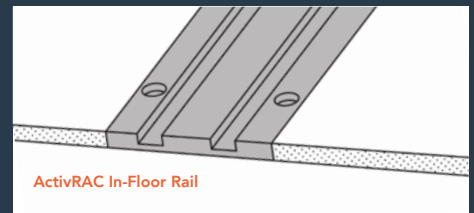
Floorless Surface-Mount Rail



Floorless Anti-tip Surface-Mount Rail



ActivRAC Surface-Mount Rail



ActivRAC In-Floor Rail

Surface-Mount Rails

- For corrosion resistance, base channel is extruded aluminum alloy, and rail is hardened steel with a zinc-coated bar
- Top of rail extends .5" above floor surface meeting ADA requirements
- Anti-tip option available


In-Floor Rails

- Available in corrosion-resistant stainless steel or zinc-coated steel
- Rail is flush with floor surface
- Anti-tip option available

THE SPACESAVER ADVANTAGE:

Engineered for the long haul

Designed for decades of reliable operation, this complete solution offers robust components and unmatched attention to detail.



Rails are designed to resist corrosion and facilitate smooth carriage movement.



GROW White paint offers antimicrobial protection, high reflectivity, and corrosion resistance.



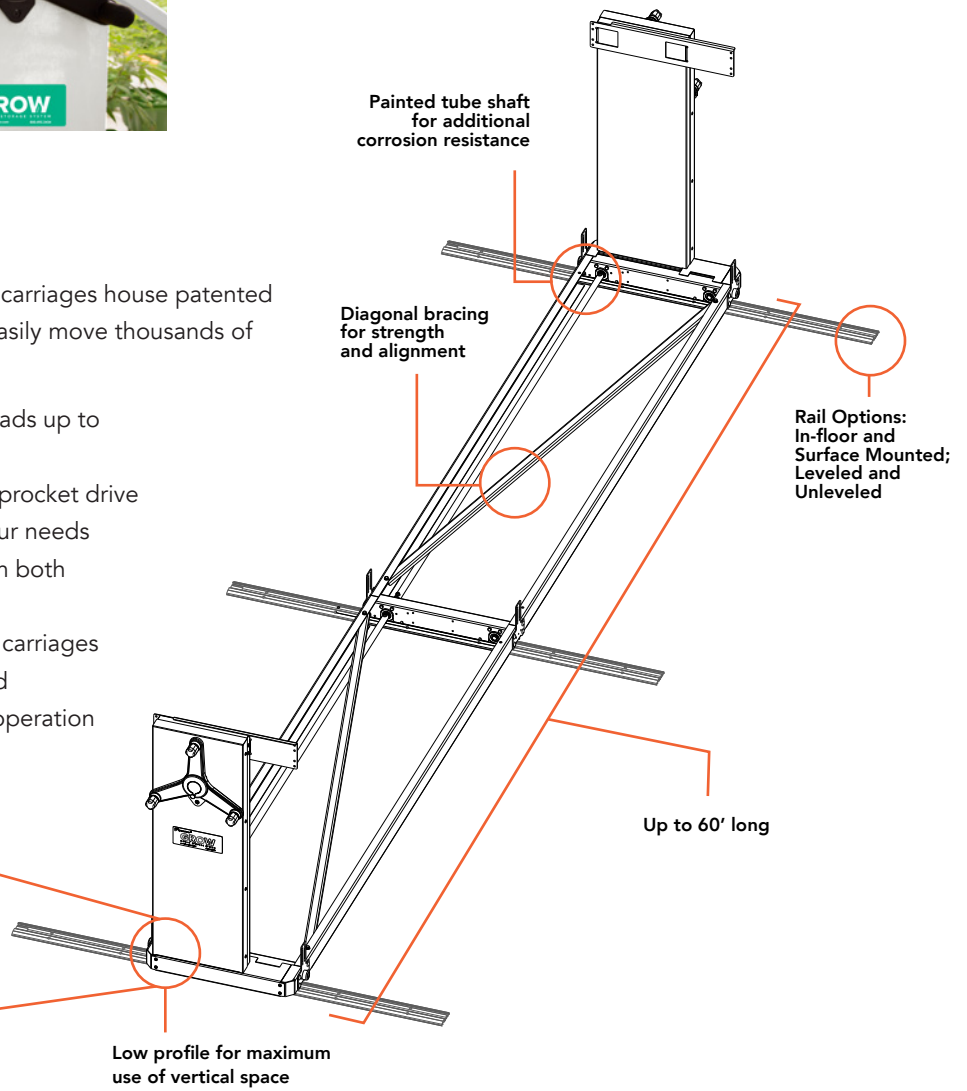
Even components that are typically concealed, like the line shaft, are protected with powder-coat paint.



Carriages

As the interface between rails and racking, carriages house patented mechanisms that allow staff to safely and easily move thousands of pounds with minimal effort.

- Spacesaver's GROW system can bear loads up to 3,000 pounds per carriage section.
- Three-spoke handle turns a chain-and-sprocket drive
- Choose the gear ratio that's right for your needs
- Optional dual controls allow access from both ends of the system
- Anti-roll passive safety feature prevents carriages from rolling when safety lock is engaged
- Engineered for smooth and consistent operation



Low-profile wheels in a dual-flange guidance system maximize vertical growing space and provide decades of smooth reliable operation with our patented drop-in wheel assemblies.



Our cross-braced carriages maintain alignment over years of constant use.



The front of each carriage is finished with a powder-coated steel panel to isolate interior mechanisms from moisture.

Vertical Shelving

Take your grow operation to the next level with systems that extend up to 30 feet tall. With three shelving options, Knockdown Widespan, RaptorRAC™ Widespan and our Widespan GROW Shelving all being constructed of heavy-duty steel. Our Widespan GROW shelving is designed with welded uprights to maximize window spacing and provide stable, long-term support for plants, pots, and everything else you need to create an optimal growing environment. GROW White paint is designed for UV exposure and humid environments, with high reflectivity, excellent colorfastness, and antimicrobial properties.

1. Uprights

Fully welded to handle higher load capacities, our frames consist of horizontal braces and two separate uprights.

2. Welded Horizontal Bracing

Welded bracing maintains structural stability while providing a large opening to incorporate lighting and ventilation systems to improve airflow.



3. Beams

Beams are adjustable in 1.5" increments to optimize growing area at each phase of plant growth.


4. Steel GROW Trays

Steel GROW Trays with patent-pending sloped bracket improve drainage, prevent accidental run-off and raise plants off of tray surface. Trays are available in custom sizes as well as these standard sizes: 3x4, 4x4, 3x8, 4x8.



5. Steel GROW Tray Inserts

To help prevent moisture build-up under pots, we offer tray inserts made of steel that fit directly on top of the Steel GROW Trays.





Accessories



Universal Mounting Bracket

Attaches to the Widespan upright to mount electrical, plumbing or other components of the cultivation system.



Plumbing Bracket

Provides cultivators a standard hanging option for irrigation or other accessories. Hooks over existing front to back supports and attaches to a standard J-Hook pipe hanger (not included).

Pantograph

To help eliminate draping electrical wires, the Pantograph is designed to be that raceway for carriage to carriage wire connections.



Botanicare Tray

The Botanicare mobile rack tray offers a built-in slope to direct proper water drainage, a level planting surface, and is made of heavy-duty ABS with long-term performance in mind.



A Partnership with Spacesaver Brings You:

COMPLETE SOLUTIONS

- Extensive portfolio of complementary products
- Products designed by experts in space optimization, facility management, and plant health and productivity

SEAMLESS TRANSITION

- Technical and customer support, from consultation to installation to long-term maintenance
- Unparalleled resources to guide the way, relying on 50+ years of specialized experience

SINGLE TRANSACTION

- One source
- Competitive pricing

EASY INSTALLATION

- Flexible installation options to suit your needs
- Quick timelines thanks to local, factory-certified installation and service crews
- Unrivaled North American distribution networks

POST-SALES SUPPORT


- Ongoing support long after the sale and installation are complete
- Information sharing within our network of researchers, growers, space planners, and engineers

GROW CROSSWALK

REACH New Heights

Spacesaver's GROW Crosswalk consists of the following components:

- Temporary raised walking planks within the length of the aisle
- Cross supports connecting uprights and reinforcing planks
- Front and rear safety barriers
- Access ladder(s)
- Grab handles



The GROW Crosswalk provides users a more efficient way to:

- Care for plants and systems
- Promote safe and ergonomic access
- Increase labor efficiency

GROW

Drying System

RAISE THE BAR



After you GROW more, we help you DRY more, too!

Spacesaver's patent-pending GROW Drying System consists of carts, racks, and mobile racking. Hang plants once and they remain untouched during transport and drying.

- Eliminate unnecessary handling
- Reduce terpene and THC degradation
- Streamline post-harvest management

Visit spacesaver.com/grow to learn more.

Ready to GROW more? Connect with the experts.

For almost 50 years, Spacesaver's innovative high-density systems have been optimizing space for businesses, universities, and other prestigious clients. We've installed more than 300,00 systems world-wide and we hold more than 200 patents in space-saving technology.

With distributors in major cities across the U.S. and Canada, we have knowledgeable space planning consultants and factory-certified service crews near you.

Contact us to get started.

800.492.3434 | [Spacesaver.com/grow](https://www.spacesaver.com/grow)



Spacesaver Corporation
1450 Janesville Avenue
Fort Atkinson, WI 53538-2798
800.492.3434
www.spacesaver.com