



A multitude of possibilities awaits you.

- Soft lines
- Gentle curves
- Creative design options



■ Designed by Daniel Cramer



PET, PP33-LT



#### Clean out Space

The aesthetic integrity of Perth is maintained with a unique clean out space located at the back of the seat cushion, allowing for the elimination of dirt and debris. Literally, self cleaning.



#### Back Cushion

Manufactured of contoured laminated plywood, Perth's back is covered in a high-density foam, providing exceptional support and comfort. Attached with velcro, Perth's back cushion makes replacement fast and simple.

## Perth® Multiple Seating

Affect change within your interior room layout by specifying the Perth multiple seating group.

Soft lines, gentle curves and a multitude of design options allow for creativity within a number of seating configurations. Arm styles include solid hardwood or black polyurethane, and are available in open and closed arms. Five table connections are offered. Finishes and finish options help extend the lifespan of the product:

- Hardwood is finished with a durable conversion varnish.
- When using a suitable fabric, Perth meets TB-133.
- An optional moisture barrier is also available.

With a lifetime warranty, Perth ensures all your long-term multiple seating needs are met.



PO33-RT, PT45, POCCC-LTRT, PT45, POC-LT



POCC-RT, PT, POC-LT

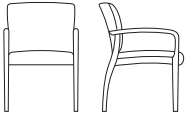


### Seat Construction

With active seat suspension and high-density foam, Perth's welded structural steel seat frame delivers long-term comfort. Perth's in-field cover replacement is zippered into place, providing an easy and cost-effective way of maintaining your investment.

## ■ Specifications

### One / Two / Three Seat Units:



**POC Chair – Open Arm (Shown)**  
**PPC Chair – Closed Arm**  
 W 22.5 D 26 H 34  
 Seat: W 20.25 D 19.5 H 19.75  
 COM Ydg: 2 (POC), 3.5 (PPC)  
 Weight: 50 lbs.



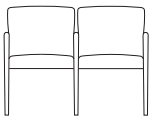
**POC-L Chair – Left – Open Arm**  
**PPC-L Chair – Left – Closed Arm**



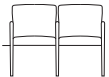
**POC-R Chair – Right – Open Arm**  
**PPC-R Chair – Right – Closed Arm**



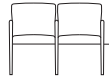
**POC-LR Chair – Left/Right – Open Arm**  
**PPC-LR Chair – Left/Right – Closed Arm**



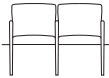
**POCC 2 Seat Unit – Open Arm**  
**PPCC 2 Seat Unit – Closed Arm**  
 W 45.5 D 26 H 34  
 Seat: W 20.25 D 19.5 H 19.5  
 COM Ydg: 4 (POCC), 6.25 (PPCC)  
 Weight: 91 lbs.




**POCC-L 2 Seat Unit – Left – Open Arm**  
**PPCC-L 2 Seat Unit – Left – Closed Arm**



**POCC-R 2 Seat Unit – Right – Open Arm**  
**PPCC-R 2 Seat Unit – Right – Closed Arm**



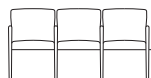
**POCC-LR 2 Seat Unit – Left/Right – Open Arm**  
**PPCC-LR 2 Seat Unit – Left/Right – Closed Arm**



**POCCC 3 Seat Unit – Open Arm**  
**PPCCC 3 Seat Unit – Closed Arm**  
 W 67.75 D 26 H 34  
 Seat: W 20.25 D 19.5 H 19.5  
 COM Ydg: 6 (POCCC), 9 (PPCCC)  
 Weight: 130 lbs.



**POCCC-L 3 Seat Unit – Left – Open Arm**  
**PPCCC-L 3 Seat Unit – Left – Closed Arm**



**POCCC-R 3 Seat Unit – Right – Open Arm**  
**PPCCC-R 3 Seat Unit – Right – Closed Arm**

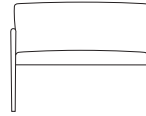


**POCCC-LR 3 Seat Unit – Left/Right – Open Arm**  
**PPCCC-LR 3 Seat Unit – Left/Right – Closed Arm**

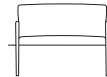
KI and Furnishing Knowledge  
 are registered trademarks of  
 Krueger International, Inc.

© 2009 KI  
 All Rights Reserved.  
 Litho in USA.  
 Code KI-00656RI/HC/OEC/IP/709


### Loveseats:



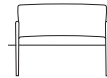
**PO33 Loveseat – Open Arm**  
**PP33 Loveseat – Closed Arm**  
 W 43.75 D 27 H 34  
 Seat: W 40.5 D 19.5 H 19.5  
 COM Ydg: 3.25 (PO33), 4.75 (PP33)  
 Weight: 88 lbs.



**PO33-L Loveseat – Left – Open Arm**  
**PP33-L Loveseat – Left – Closed Arm**

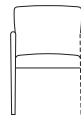


**PO33-R Loveseat – Right – Open Arm**  
**PP33-R Loveseat – Right – Closed Arm**

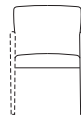


**PO33-LR Loveseat – Left/Right – Open Arm**  
**PP33-LR Loveseat – Left/Right – Closed Arm**

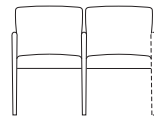
### Add-On Units:



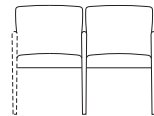
**POAC-L 1 Seat/1 Arm – Left – Open Arm**  
**PPAC-L 1 Seat/1 Arm – Left – Closed Arm**  
 W 21.75 D 26 H 34  
 Seat: W 20.25 D 19.5 H 19.5  
 COM Ydg: 2 (POAC), 2.75 (PPAC)  
 Weight: 43 lbs.




**POAC-R 1 Seat/1 Arm – Right – Open Arm**  
**PPAC-R 1 Seat/1 Arm – Right – Closed Arm**  
 W 21.75 D 26 H 34  
 Seat: W 20.25 D 19.5 H 19.5  
 COM Ydg: 2 (POAC), 2.75 (PPAC)  
 Weight: 43 lbs.



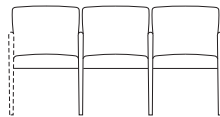
**POACC-L 2 Seat/2 Arm – Left – Open Arm**  
**PPACC-L 2 Seat/2 Arm – Left – Closed Arm**  
 W 43.75 D 26 H 34  
 Seat: W 20.25 D 19.5 H 19.5  
 COM Ydg: 4 (POACC), 5.5 (PPACC)  
 Weight: 82 lbs.



**POACC-R 2 Seat/2 Arm – Right – Open Arm**  
**PPACC-R 2 Seat/2 Arm – Right – Closed Arm**  
 W 43.75 D 26 H 34  
 Seat: W 20.25 D 19.5 H 19.5  
 COM Ydg: 4 (POACC), 5.5 (PPACC)  
 Weight: 82 lbs.



**POACCC-L 3 Seat/3 Arm – Left – Open Arm**  
**PPACCC-L 3 Seat/3 Arm – Left – Closed Arm**  
 W 65.75 D 26 H 34  
 Seat: W 20.25 D 19.5 H 19.5  
 COM Ydg: 6 (POACCC), 8.25 (PPACCC)  
 Weight: 122 lbs.



**POACCC-R 3 Seat/3 Arm – Right – Open Arm**  
**PPACCC-R 3 Seat/3 Arm – Right – Closed Arm**  
 W 65.75 D 26 H 34  
 Seat: W 20.25 D 19.5 H 19.5  
 COM Ydg: 6 (POACCC), 8.25 (PPACCC)  
 Weight: 122 lbs.

(Consult general price list for all available connecting tables, contrasting yardage guide and standard options. Consult Color Addendum for standard laminate and wood finish choices.)

