

Opt4[®]

Seating Collection


high design light weight comfort



Furnishing Knowledge[®]

MIX AND MATCH STYLE

The Opt4 seating collection lets you mix and match design and price options. Its refined style, four material options, and three base/leg options enhance design versatility. Choose from mesh/mesh, mesh/poly, poly/mesh, and poly/poly seats and backs. Select high-density sled base, 4-leg chairs with or without casters, or café stools. Available in three classic colors: black, stone grey, and white; as well as 34 frame color options (including chrome).



EASY-LIFT, MOVE, STACK
Opt4 responds to the need for an easy-to-carry, easy-to-stack, and easy-to-move chair and stool. The mesh/mesh high-density chair weighs a mere 7.3 pounds - the lightest high-density stack chair available.



HIGH-DENSITY STACKING
For efficient storage, high-density chair stacks 38-high on dolly (10-high on floor), 4-leg chair stacks 15-high on dolly (6-high on floor), 4-leg chair with casters stacks 6-high on floor (stacking on dolly is not recommended), café stools stacks 30-high on dolly (8-high on floor).



REMARKABLE, LIGHT WEIGHT COMFORT

Opt4 delivers significant comfort with a waterfall seat edge that eases pressure points. Mesh options offer cooling ventilation as well as supple seating surfaces that conform to body shapes. Simple construction enables disassembly for recycling of components. Mesh is 100% recycled PET bottles. Resin components (back, seat, and glides) are 100% recycled PP material. SCS certified. Level 1 certified.



HANDLE
Poly back chairs have integral handles for easy movement.

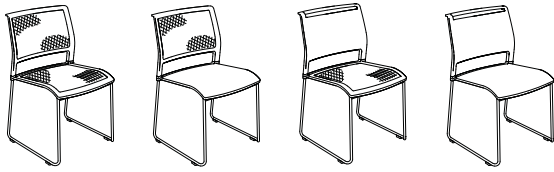


BUMPER
4-leg and 4-leg with casters chairs have a seat bumper that protects the chair when stacked.



ARMS
Cantilever arms are available on 4-leg and 4-leg with casters chairs.

OPT4 SEATING COLLECTION



High Density Chair

Armless only:
W19-3/4 D21-13/16 H32-3/16
Seat: W17-1/2 D17-3/4 H17-3/4
Weight: 7.3 to 10 lbs.



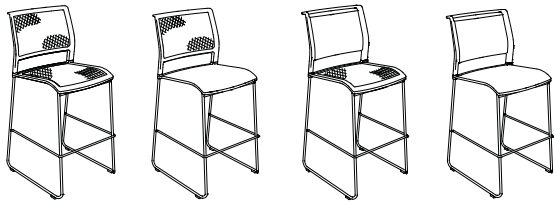
4-Leg Chair

Armless:
W20-1/2 D21-13/16 H32-3/16
With Arms:
W24-5/8 D21-13/16 H32-3/16
Seat: W17-1/2 D17-3/4 H17-3/4
Weight: 7.3 to 10 lbs.



4-Leg Chair w/Casters

Armless:
W20-1/2 D21-13/16 H32-3/16
With Arms:
W24-5/8 D21-13/16 H32-3/16
Seat: W17-1/2 D17-3/4 H17-3/4
Weight: 7.3 to 10 lbs.



Café Stool

Armless only:
W20-1/8 D23 H42
Seat: W17-1/2 D17-3/4 H28-3/8
Weight: 12.1 to 13 lbs.



Choose from ganging or non-ganging high-density chair glides; 4-leg chairs have either black or grey glides or black casters.



Seat/Back Colors – choose from mesh or poly combinations in classic stone grey, white and black.

Learn more about
Opt4 Seating Collection



Printed on FSC® certified paper,
using only vegetable-based inks,
including metallics. Please recycle.



KI is a trusted expert for furniture and wall systems around the globe.

USA | CANADA | MEXICO | UK | EUROPE | ASIA | MIDDLE EAST | AUSTRALIA

1330 Bellevue Street • P.O. Box 8100 • Green Bay, WI 54308-8100 • 1-800-424-2432 • www.ki.com

© 2017 Krueger International, Inc. All Rights Reserved. Code KI-00911R4/KI/44/JP/0117
KI and Furnishing Knowledge are registered trademarks of Krueger International, Inc.



Furnishing Knowledge®